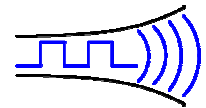


**NEW**

# Radiometrix



Hartcran House, 231 Kenton Lane, Harrow, HA3 8RP, England

Tel: +44 (0) 20 8909 9595, Fax: +44 (0) 20 8909 2233

23 April 2007

**TX3B-869-64**

## 869MHz WIDE BAND FM TRANSMITTER

*The TX3B radio transmitter module is an enhanced high power replacement for the European version TX3A-869-64 transmitter*

*Two frequency variants are available in the European unlicensed band, one with 5mW RF power with no duty cycle restriction other with 8mW RF power with 1% duty cycle restriction.*




Figure 1: RX3A-869-64

TX3B-869-64

### Features

- Complies with European harmonised standards EN 300 220 and EN 301 489
- 869.85MHz 5mW 100% duty cycle or 868.30MHz 8mW 1% duty cycle
- RF power output           +9dBm (8mW) on 868.30MHz  
                                      +7dBm (5mW) on 869.85MHz
- Data rates up to 64kbps
- Crystal controlled PLL FM transmit circuitry
- Supply: 2.9V - 16V @ 14mA (8mW)
- 32 x 12.5 x 3.8mm

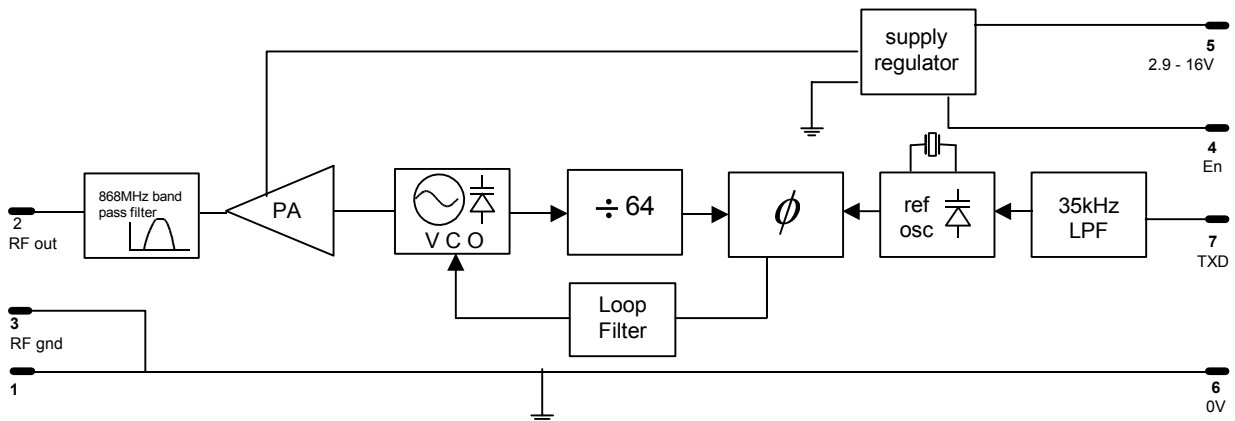
Available for operation in the 868-870MHz band in Europe, it combine full screening with internal filtering to ensure EMC compliance by minimising spurious radiation and susceptibility. The TX3B and matching RX3A will suit one-to-one and multi-node wireless links in such applications as car and building security, EPOS and inventory tracking, remote industrial process monitoring and data networks. Because of their small size and low power requirements, both modules are ideal for use in portable, battery-powered applications such as hand-held terminals.

### Applications

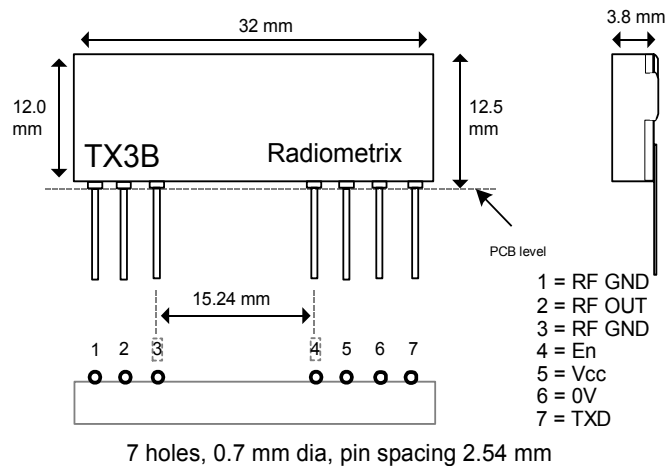
- Tracing and asset tracking systems
- Handheld terminals
- Meter reading systems
- Industrial telemetry and telecommand
- Data loggers
- In-building environmental monitoring and control
- Security and fire alarms
- Vehicle data up/download

## Functional description

The TX3B transmitter module uses a frequency modulated crystal-locked PLL and operates between 2.9V and 16V at a current of 14mA nominal. At 3V supply it delivers nominally 9dBm (8mW) RF output. The SIL style TX3A measures 32 x 12 x 3.8 mm, excluding pins.



## User interface



7 holes, 0.7 mm dia, pin spacing 2.54 mm

Fig. 2: TX3B physical dimensions

TX3B pin	Name	Function
1, 3	RFgnd	RF Ground
2	RF out	50Ω RF output to the antenna
4	EN	Pull high to enable Transmitter
5	VCC	2.9V - 16V DC power supply
6	0V	Ground
7	TXD	DC coupled input for 3V CMOS logic. $R_{in} = 100k\Omega$

**Note:** Pin out as TX2A and standard TX3A

**Radiometrix Ltd**  
 Hartcran House  
 231 Kenton Lane  
 Harrow, Middlesex, HA3 8RP, ENGLAND  
 Tel: +44 (0) 20 8909 9595, Fax: +44 (0) 20 8909 2233  
 sales@radiometrix.com, www.radiometrix.com